

thru the lens

January 2012

The newsletter of Eastwood Photographic Society
www.eastwoodps.co.uk

A very Happy New Year everyone



Congratulations to Omer

“Scamp in a Blue Dress” earned Omer Ahmed the top mark and, along with his other entry, “Resting Street Sweeper” the first trophy of the year – the Tweedie Quaich – in our open ‘People and/or Faces’ competition.

Full report and more images on page two.

A great shot from Chris Everett

Chris Everett produced the top print in the Advanced section in our Prints Round Two Competition. Many congratulations to him.

It is simply called “Gannet”


*Full report and more images
on page three.*



Omer Ahmed wins very competitive People and Faces Competition

Congratulations to Omer Ahmed, Len Claydon and Gill Williamson on their equal top scores for their three images in this popular open competition.

Omer won the Tweedie Quaich by virtue of having the top individual image, 'Scamp in a Blue Dress' featured on the front page.



Our judge on this occasion was Peter Paterson, a member of Edinburgh Photographic Society and past President of the SPF.

*"Off the Blocks"
by Gill Williamson
received 18 out of 20*

Unfortunately he was very critical of a lot of the entries, being on the whole less than impressed with images obviously taken on holiday. He was another judge who was very particular about sharpness and aspects of the background in the composition which interfered with the main subject.

*"Look into my eyes"
by Len Claydon,
featured in our last
issue, scored 19*

*"Admiration", right,
by Ken Lindsay
got 18 marks*

*Others, below,
also did well*



Peter Paterson looked for some creativity and said he would have liked more interaction between photographer and subject.



*"Street Entertainer" by Jim McCann and
"Reflection of Bygone Years" by David Taylor*



*"Image in Oils" by Alex Dorrens" and
"Fashionista" by Peter De Marco*

Taking Better Photos (6) Focus Stacking by Omer Ahmed

What is focus stacking? It is the taking of several images of the same scene each focused at different depths. Blend them together to produce a final image which is sharp front to back.

Why use this technique? There are times when we want more depth of field than our camera/lens combination can provide. This is a common problem in macro and still life photography.

There are a few solutions, one of which is photo stacking. This is only practical for subjects which are not moving.

Method : Set up your subject and tripod your camera. Work out your exposure and use manual mode. Choose the aperture which gives the best resolution for your lens (often around f/8). Focus at the front of your scene (I find live view useful for this) and note how far back into the scene the image is pin sharp (usually a few centimetres). Focus the second image a little further into the scene (e.g. 2cm steps) and so forth until the last image is focussed on the furthest part of the scene.

In Photoshop : Open the images as a stack of layers. Select all the layers.

Edit menu=>auto align-layers. Choose 'auto' option. Once this is done select all the layers again.

Edit menu => auto blend images->choose 'stack images' option.

Flatten the image, crop off the rough edges and you are done.

PS - there are other photo stacking packages available with free trials.



2011 GDPU Digital Exhibition

Congratulations to Omer Ahmed, Len Claydon and Ken Lindsay who gained acceptances in the above. Peter De Marco now has a copy of all the acceptances and we hope to fit it into the club programme later in the session.

Editorial Apart from our Papparazzi Night Out (mentioned elsewhere) there are a number of exciting evenings and events to look forward to early this year. A Glasgow and District League tie will be held in February when we are up against one of Scotland's top clubs, Carluke. Unfortunately, Drumchapel has had to pull out. We haven't met Carluke in this competition for several years so it will be interesting to see how we get on.

Following the Carluke tie we have our annual digital friendly with Victoria Camera Club, Canada. This again will be judged both in Canada and in Scotland and we will hear all the comments and marks from both judges on 15th February. This makes for a very interesting evening simultaneously seeing where two judges agree and disagree. Incidentally, Canada lead 3-2 in the series.

February is a very busy month as a week later we have the pleasure of hosting the annual Renfrewshire Digital Inter Club Competition. Eight clubs take part and we have booked Clarkston Hall because of the numbers. Final details are being worked on by your club committee and we look for a really good attendance on that night. A lucky programme and a buffet will be included in the £3 entry and there will also be a raffle to help defer costs. Partners and friends will be made welcome.

Jim McCreery

Chris and Bernadette tops this time

Many congratulations to Chris Everett in the Advanced Section and Bernadette Claydon in the Novice Section on producing the top images in our Prints Round Two Competition. It was a double celebration for Bernadette as her combined scores from rounds one and two gained her the Masooma Cup and the pleasure of joining the Advanced Section next session. Well done Bernadette.




"Splash of Colour" by Bernadette Claydon top print in the Novice section in Prints Round Two Competition

Our judge, Campbell Skinner from Greenock, was very critical of most of the entries in both sections, handing out a large number of marks in the 11-14 range. He hammered images he considered not sharp and, on the whole, marked a lot of our landscapes down for a variety of reasons. He did, however, give plenty of pointers as to how he thought the poorer images could be improved.


Most judges suggest keeping mounting boards to neutral colours such as black, white and cream, however Campbell was all for using different coloured boards. He must have plenty of money and plenty of



space in his house to keep the variety of colours required to match the variety of subject matter. (*keep to black, white or cream – ed*).



"Iona Sound by David Hunter got 17 in the Novice section "Last Leaves" by David Hendry scored 19 in the Advanced



To those whose images scored 14 and under – and there were a lot of us – do not panic! The remarks and scores were only the opinion of one judge. If you like the print that is all that matters. I know of one member who is going to frame and hang a print in their house which only received 13 marks.




"North Sea Supply Vessel" by Mel Leiper got 18 in the Advanced Omer Ahmed's "Figs and Water" got 17 in the Advanced



Every judge has his/her own ideas – apart from the basics of composition and light – so there is no reason to think that a print scoring low in this competition will necessarily score so low in a future competition. If, after making some of the judge's suggested adjustments, you still like it then put it in again, perhaps in the Annual Competition, and get a different judge's view on it.



"David Healy Debut Goal" by Peter De Marco- 17 in Advanced "Ailsa Craig Dawn" by Alex Dorrens – 17 in the Advanced



Papparazzi Night Out If you still wish to go to the annual club night out on 11th January see Peter at the club on 4th January. There may just be one or two places left. **Money due on the 4th also, please.**

Close Championships

We are now halfway through the session and the race for both Advanced and Novice Championships are hotting up. In total 18 Advanced members have entered all competitions with 8 entering all competitions in the Novice section.

In the Advanced section last year's winner, Ken Lindsay, is in the lead with Peter De Marco in hot pursuit just a few points behind. In third place is Len Claydon, promoted from the Novice section just last year, with Mel Leiper fourth, Alex Dorrens fifth and David Cation sixth. There is just 10 points separating the top six so it is still all to play for.

Bernadette Claydon is out in front with a 9 point lead in the Novice section but Kenny Gordon and David Hunter, at least, have a chance of catching her.

Finally though, although certain club members can be very competitive, and this is a good thing especially if we wish to continue to do well in external competitions, it is not the winning which is important but the taking part. So keep your images coming during the second half of the session, and lets see some cracking shots. Good luck.

2011 Finale

The highlight of the club's annual party night, held on 14th December, was the showing of the video of Hazel Gordon's daring skydive. It took place in Barcelona in Spain and was a life remembering experience for Hazel. Her Final total raised was £4,200 and this is going to the charity Build Aid which helps to rebuild hospitals, schools and other essential structures damaged in recent earthquakes and other major incidents. Well done Hazel.

Ken Wilkie and Mel Leiper produced a few quizzes whilst other club members brought along mulled wine, mince pies and other goodies. Many thanks to you all – a great night to finish 2011.

Dennis Pogson

Unfortunately the club lost one of its members last month as a result of a double stroke. As well as photography Dennis Pogson was a keen sailor and his last contribution to the club was three photographs for the newsletter of the Tall Ships Parade of Sail in July, taken from a friend's yacht. A few members attended his funeral.

Newton Mearns Photo Competition

Peter Watson, President of Mearns Horticultural Society has confirmed that the print photo competition as part of the Society's Spring Show on Saturday 19th March in Mearns Primary School is open to all. He has renewed his invitation to our club members to take part. The topics are "Making Waves", "A Host of Golden Daffodils"; "Winter Wonderland"; "Local Wildlife" and "Glasgow at Play".

Photographs should be no larger than 10"x 8" and mounted on card with a small border and can be handed into the school on Friday 18th March between 7pm and 9pm and on Saturday 19th between 8 until 9.30am. Entry forms can be completed at the time of hand-in and there is no entry fee.

PS – as two or three club committee members are always invited to judge this competition your entries should be new images and not seen in club competition before. Committee members who intend to offer to judge the competition obviously should not enter it.

Many thanks to all members who have contributed both photographs and articles or reports during 2011. The newsletter has been greatly improved because of this. Any more contributions for the "Taking Better Photos" feature would be most welcome.

Jim McCreery

And Finally..... Recently I was at a small party having a few drinks with friends to celebrate the upcoming Christmas holiday. Without a doubt, I had had a few too many beers and, knowing full well that I may have been slightly over the limit, I did something I have never done before – I took a bus home. I arrived home safely and without incident. The big surprise, however, was that I had never driven a bus before and I am not sure where I got it !!!

Contributed by Sandra McCreery (again) – where does she get them?